

# Address

---

Hyacinth Anderson / Terje Nilsen  
96 Commodore House  
Juniper Drive  
Wandsworth, London **SW18 1TZ**

<http://www.berkeleygroup.co.uk/new-homes/london/battersea/battersea-reach>

## Travel from Heathrow Airport

---

### **Car Service:**

Tonsley Cars (our preferred car service – reasonable pick-up at around £40 to the flat)

Tel. +44 20 8871 0666

Call a day ahead and arrange for pickup. They will wait for you in the terminal where you exit immigration with a sign with your name on it.

### **Public Transport:**

Bus from outside the terminal to Feltham train station (Bus #490 at Terminal 4 and 5. Bus #285 from T1,2,3).


Train from Feltham to Wandsworth Town

5 Minute walk to flat

(We've tried taking the Express Trains from Heathrow into London Paddington, but find that it is too cumbersome).

## Travel from Gatwick Airport

---

British Rail Service  to Clapham Junction. Walk out to Town Centre and cross the street and take either Bus C3 or 295 to the **Petergate** stop (7 mins). Also, you can take a taxi from outside the station at the Town Centre (walk to the right up the street 30 yards or so).

# Travel from Stansted Airport

---

## Car Service:


Tonsley Cars (our preferred car service – don't know how much they charge from Stansted)


Tel. +44 20 8871 0666

Call a day ahead and arrange for pickup. They will wait for you in the terminal where you exit immigration with a sign with your name on it.

## Public Transport:

Take express train from Stansted Airport to Tottenham Hale (47 minutes) and pickup the Victoria Line to Victoria Station. Then walk to trains and take the Southern rail to Clapham Junction

19 mins  **Victoria line** to Victoria Underground Station

7 mins  **Southern** to Clapham Junction Station

At Clapham Junction, walk out to Town Centre and cross the street and take either Bus C3 or 295 to the **Petergate** stop. Also, you can take a taxi from outside the station at the Town Centre (walk to the right up the street 30 yards or so).

# Our Flat

---

The Concierge office is located in Jasmine House, on the ground floor on the right hand side side as you walk up Juniper Drive. They are on duty 24/7. You pick up the key there.

Our building is Commodore House (slight left at round-about at end of Juniper Drive). Hold FOB (little black plastic piece on the key chain) up to the greenish square where the intercom is on the front the building. You'll hear a faint beep – push the door open. There are two elevators on your right hand side when you enter the main lobby; **DO NOT USE THESE!** Walk straight past them and through a wooden door. Walk down the hallway and there will be an elevator at the end on the right hand side. Take this to the 5<sup>th</sup> floor.

On the 5<sup>th</sup> floor walk out of the elevator to the right to **96**.

The key can be tricky. Insert key and turn anti-clockwise to unlock. Lift door-handle UP at beginning. Then at end of key-turn push handle down and down and push door open.

IF YOU HAVE ANY PROBLEMS JUST GO TO CONCIERGE AND THEY WILL HELP YOU.

Make sure to turn on the hot water heater immediately. It takes about 2 hours to fully heat up. NOTE: you have to run the water a long time (2 minutes) in the *en suite* bathroom before hot water comes out.

NOTE: if you click on the <http://> links it takes awhile (based on your internet speed) to download the movie clip. And you might have to open it manually yourself in the browser.



<http://www.ncon.com/MOV07056.MPG>

These are all located inside the closet as soon as you enter the apartment (double wood doors). The hot water controller is on the left side, as are the circuit breakers.



Lights. <http://www.ncon.com/MOV07057.MPG>



More lights. <http://www.ncon.com/MOV07058.MPG>



Turn on the floor heaters if needed as per the video. The bathrooms should read 9.0. The kitchen and hallway should read °C. Adjust as necessary. <http://www.ncon.com/MOV07059.MPG>

The Guest room is the second room down the hall way and the bathroom is on the left.

The air heater/cooling controls are located on the walls. Press the 'on' button and adjust the temperature to your liking. There's one in the living room, one in the office and one in each bedroom.

To watch TV, turn on outlet switch in far right corner by living room side window.

We installed a kitchen faucet that has a filter so it is very drinkable and also used for tea. It's the little tap in the middle of the kitchen faucet (turn it on/off by itself and what comes out is filtered). NOTE: since we are not there often, let it run for a minute or so first time before you use the water.

## Parking

---

There is an envelope that has the parking pass in the pewter bowl which sits on the glass desk in the office. Place the green pass on your dashboard. Use the credit card / pass card to open the garage door (just hold it up against the machine by the circle logo).

The parking garage is in the basement – park in any spot close to the Commodore entrance in the basement. There are no assigned spots.

## Travel Info


---

Get travel cards and/or top up your Oyster Cards at the small magazine / sweetie store on York Road (when you walk out of our building go straight down Juniper Drive and walk left onto York Road passed the Shell station a block or so. It will be on your left (blue store door)).

Our bus stop at the flat is called **Petergate**. The **C3, 295**, and **44** buses stop here. NOTE: **C3, 295** go to and from Clapham Junction. The 44 does not.

Our train stop is Wandsworth Town. NOTE: there are several Wandsworth stations around – do not mistake them for each other. Make sure it's "Town". Oyster Card passes work on trains, buses, trams, and undergrounds.

To go to Central London and get going on the underground system the easiest way is:

1. Walk to our train station – **Wandsworth Town**. (You can follow these signs )
2. At the train station, get on the platform that has trains that go **to London Waterloo**. The trains run very often.
3. London Waterloo is the last station. From here you can get on the underground and get to anywhere.

By the way, you can walk to the London Eye from Waterloo Station.

Clapham Junction is a busy shopping and restaurant area and it is very close to our flat. You can take either the 295 or C3 bus there. It only takes about 7 minutes. Walk down Juniper Drive. Do NOT cross the street. There is a bus stop to the right on York Road.

# Groceries / Cooking

---

There is a small convenient store close to our building (Tesco Express). Turn right out of our building and walk straight for 150 yards. They are open from 6am – 11 pm every day.

If you look directly across the river there is a full-sized grocery store (Sainsbury's). It's easy to walk to – just walk across the bridge (Wandsworth Bridge) and turn at the first right. If you have lots to carry you can wait for the C3 bus back across the bridge where it stops at the Bridge End stop (by our Tesco Express).

For cooking, our stove top (HOB) can be a VERY tricky to operate. There's a switch on the wall that you turn on first. The red LED's on the stove will go through a lengthy light show/dance. Wait for it to finish. Then push on the top button that looks a "key" and hold it until the "on" light comes on. Then you can turn on burners using their respective control buttons.

The microwave / convection oven which is the small oven under the counter is easier to operate for heating stuff up (the Germans still make it a little tricky, though).

**There is a large binder of manuals in the small bedroom (office) for all of our stuff in the apartment. Use it if needed.**

Wandsworth Town has some nice restaurants – a good Thai (The Thai) and an accredited Mediterranean place (Doukan). They are just passed the train station.

Walk across the bridge and keep walking straight down Wandsworth Bridge Road (lots of restaurants on that road) – there's a good Nepalese place there called The Greedy Buddha which is on the left side as you walk about 5-7 blocks down.

There is a pub / restaurant called the Waterfront in the building that is to the left of ours which has good fish & chips. There is a bakery in the building to the right of ours called Cake Boy which has good pastries.

Even better is the pub called **The Ship**. Walk *under* the bridge and you'll run right into it.

# Departure

---

Heathrow: It is easiest to take a car service back to the airport. Call a day in advance. It takes about 30 minutes on a weekend day; 1 hour or more during rush traffic.

Gatwick/Stansted: we prefer taking public transport to either of these.

To prepare the apartment for departure, here's a check list:

- Empty the refrigerator of all perishables.
- Turn the large (main) fridge and freezer off and leave doors open as they were when you arrived.
- Take the sheets, pillow cases, and duvet cover off the bed and just leave them on top of it.
- Turn off the water heater. Refer to the video if needed.
- Turn off the two circuit breakers inside the closet for the lights. Refer to the video if needed.
- Turn off the switches to all the appliances inside the kitchen (i.e. if you used the stove, or microwave, etc.).
- Turn off the floor heaters and the towel rack heaters in the bathrooms (if used). Refer to the video if needed.
- Turn off the floor heaters for the kitchen and the hallway.
- Unplug the TV and kettle and other devices used and turn off the switch next to the outlets.
- Turn off all lights.
- Lock the door all the way on your way out (i.e. by lifting handle UP at first turn).
- Give the keys back to Concierge.

**Most of all – enjoy your stay!!!**